

Komposisi Pemegang Saham

Shareholders Composition

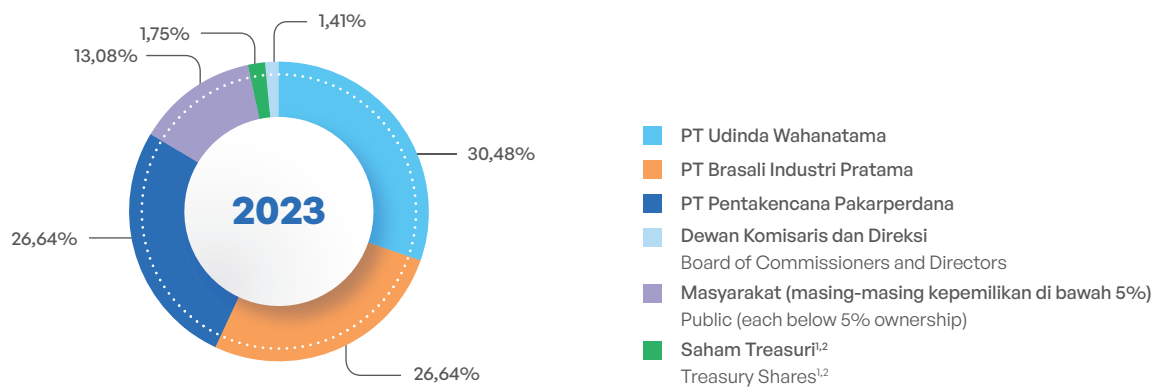
Kepemilikan Saham Perseroan per 31 Desember 2023

Share Ownership of the Company as of December 31, 2023

Pemegang Saham Shareholders	Jumlah Saham (lembar) Number of Shares (shares)	Modal Ditempatkan dan Disetor Penuh (AS\$) Issued and Fully Paid Capital (US\$)	Persentase Kepemilikan (%) Ownership Percentage (%)
Kepemilikan 5% atau lebih / 5% or more ownership			
PT Udinda Wahanatama	4.903.778.030	87.522.198	30,48%
PT Brasali Industri Pratama	4.285.134.845	76.028.220	26,64%
PT Pentakencana Pakarperdana	4.285.064.945	76.443.890	26,64%
Kepemilikan kurang dari 5% / Less than 5% ownership			
Dewan Komisaris dan Direksi Board of Commissioners and Board of Directors	228.167.660	3.663.763	1,41%
Masyarakat (masing-masing kepemilikan di bawah 5%) Public (each below 5% ownership)	2.103.648.490	20.909.721	13,08%
Saham Treasuri ^{1,2} Treasury Shares ^{1,2}	281.362.030	17.434.373	1,75%
Jumlah Total	16.087.156.000	282.002.166	100,00%

Komposisi Pemegang Saham Perseroan per 31 Desember 2023

Composition of Shareholders of the Company as of December 31, 2023



1. Sampai dengan 31 Desember 2023, Perseroan telah melakukan pembelian kembali sebanyak 346.017.000 lembar saham dengan nilai sebesar Rp307,3 miliar. Sejak 2019-2023, Perseroan menerbitkan kembali saham sebanyak 64.654.970 lembar dari saham treasuri dalam pelaksanaan pemberian saham bonus sebagai bagian dari bonus kepada karyawan Perseroan. Dengan demikian, pada 31 Desember 2023, jumlah saham treasuri Perseroan tersisa sebesar 281.362.030 lembar saham.

2. Persentase dihitung dari jumlah lembar saham ditempatkan dan disetor penuh.

1. As of December 31, 2023, the Company repurchased 346,017,000 shares with a total value of Rp307.3 billion.

Since 2019-2023, the Company has reissued 64,654,970 shares from treasury shares in connection with share bonus as part of the bonus for the employees. Therefore, as of December 31, 2023, the remaining treasury shares are totalling to 281,362,030 shares.

2. Percentage is calculated from issued and fully paid shares.

Kepemilikan Saham Perseroan oleh Manajemen Kunci
Share Ownership by the Company's Key Management

Nama Name	Jabatan Position	2023		2022	
		Jumlah Saham (lembar) Number of Shares (shares)	Persentase Kepemilikan (%) Ownership percentage (%)	Jumlah Saham (lembar) Number of Shares (shares)	Persentase Kepemilikan (%) Ownership percentage (%)
Dewan Komisaris Board of Commissioners					
Sutanto Joso	Komisaris Utama President Commissioner	11.763.500	0,07%	11.763.500	0,07%
Fenza Sofyan	Komisaris Commissioner		Nihil None		Nihil None
Djeradjat Janto Joso	Komisaris Commissioner		Nihil None		Nihil None
Iwan P. Brasali	Komisaris Commissioner		Nihil None		Nihil None
Ir. Kiskenda Suriahardja	Komisaris Independen Independent Commissioner		Nihil None		Nihil None
Drs. Josep Karnady	Komisaris Independen Independent Commissioner		Nihil None		Nihil None
Direksi Board of Directors					
Andrew K. Labbaika	Direktur Utama President Director	13.060.500	0,08%	13.060.500	0,08%
Png Ewe Chai	Wakil Direktur Utama Vice President Director	174.386.780	1,08%	174.386.780	1,08%
Matius Sugiaman	Direktur Director	28.956.880	0,18%	28.956.880	0,18%
Christanto Pranata	Direktur Director		Nihil None		Nihil None
Richard N. Flynn	Direktur Independen Independent Director		Nihil None		Nihil None
Jumlah Kepemilikan Saham oleh Manajemen Total Share Ownership by Management		228.167.660	1,41%	228.167.660	1,41%

Kepatuhan pelaporan transaksi saham Perseroan di sepanjang tahun 2023 oleh Dewan Komisaris dan Direksi terkait pemenuhan Peraturan OJK No. 11/POJK.04/2017 tentang Laporan Kepemilikan atau Setiap Perubahan Kepemilikan Saham Perusahaan Terbuka dapat dilihat pada Bab "Tata Kelola Perusahaan yang Baik" dalam Laporan Tahunan ini.

Compliance of the reporting of the Company's share transactions throughout 2023 by the Board of Commissioners and Board of Directors, in relation to conformance with OJK Regulation No. 11/POJK.04/2017 concerning Ownership Report or Changes in Public Company Share Ownership can be seen in the "Good Corporate Governance" Chapter in this Annual Report.

Rincian Komposisi Pemegang Saham Perseroan Berdasarkan Status per 31 Desember 2023

Detail of Composition of Shareholders of the Company Based on Status as of December 31, 2023

Status Pemegang Saham Shareholder Status	Jumlah Pemilik Number of Shareholders	Jumlah Saham (lembar) Number of Shares (shares)	Persentase Kepemilikan (%) Ownership Percentage (%)
Pemegang Saham Domestik Domestic Shareholders			
Ritel Domestik Domestic Retail			
Perorangan Individual	19.335	805.372.743	5,01%
Manajemen Perseroan Company's Management	4	228.167.660	1,41%
Sub-Jumlah Ritel Domestik Sub-Total of Domestic Retail	19.339	1.033.540.403	6,42%
Institusi Domestik Domestic Institutions			
Perseroan Terbatas Limited Liability Company	46	13.907.798.778	86,47%
Reksadana Mutual Fund	16	32.612.300	0,20%
Asuransi Insurance	7	16.706.700	0,10%
Dana Pensiun Pension Fund	4	6.746.600	0,04%
Bank Bank	1	5.150.000	0,03%
Lembaga Pemerintah Government Agency	1	340.000	0,00%
Sub-Jumlah Institusi Domestik Sub-Total of Domestic Institutions	75	13.969.354.378	86,84%
Jumlah Pemegang Saham Domestik Total Domestic Shareholders	19.414	15.002.894.781	93,26%
Pemegang Saham Asing Foreign Shareholders			
Ritel Asing Foreign Retail			
Perorangan Individual	39	81.733.700	0,51%
Institusi Asing Foreign Institutions			
Badan Usaha Enterprises	71	1.002.527.519	6,23%
Jumlah Pemegang Saham Asing Total Foreign Shareholders	110	1.084.261.219	6,74%
Jumlah Total	19.524	16.087.156.000	100,00%

Saham Perseroan setiap harinya aktif diperdagangkan di Bursa Efek Indonesia. Kepercayaan pemegang saham juga tercermin dari jumlah pemegang saham yang menginvestasikan sahamnya di Perseroan. Pada Desember 2023, jumlah pemegang saham mencapai 19.523 investor, tumbuh 1.918,9% dari posisi pada Desember 2016 sebanyak 967 investor.

The Company's shares are actively traded every day on the Indonesia Stock Exchange. Positive appreciation from the shareholders is also reflected in the number of shareholders of the Company. In December 2023, the number of shareholders reached 19,523 investors, increased by 1.918,9% from 967 investors as at December 2016.

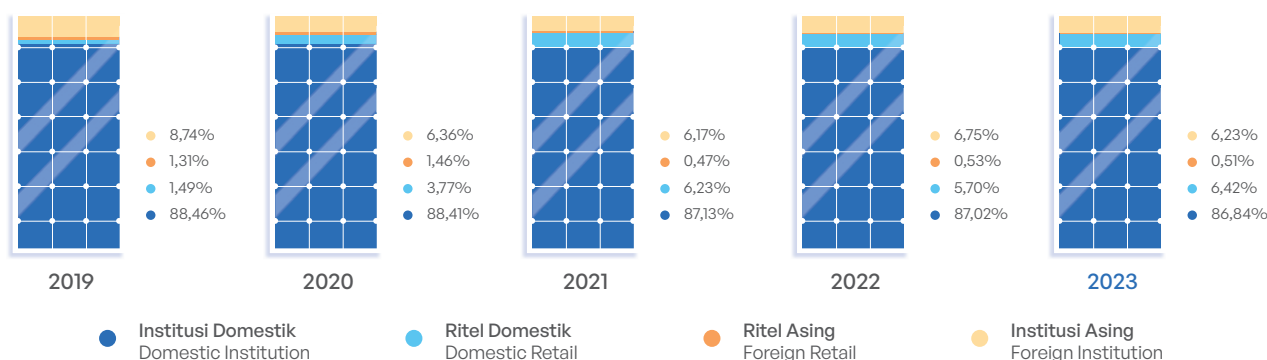
Peningkatan jumlah pemegang saham didukung kuat oleh investor retail, yang kami yakini meningkat seiring dengan pemahaman investor retail terhadap bisnis yang dikelola Perseroan. Hal ini positif untuk meningkatkan likuiditas saham Perseroan kedepannya.

Increase in the number of shareholders is strongly supported by retail investors, which we believe in line with retail investors' understanding in the Company's business. This is positive to increase Company's shares liquidity in the future.

Persentase Kepemilikan Saham Perseroan Berdasarkan Status selama 5 (Lima) Tahun Terakhir 2019-2023

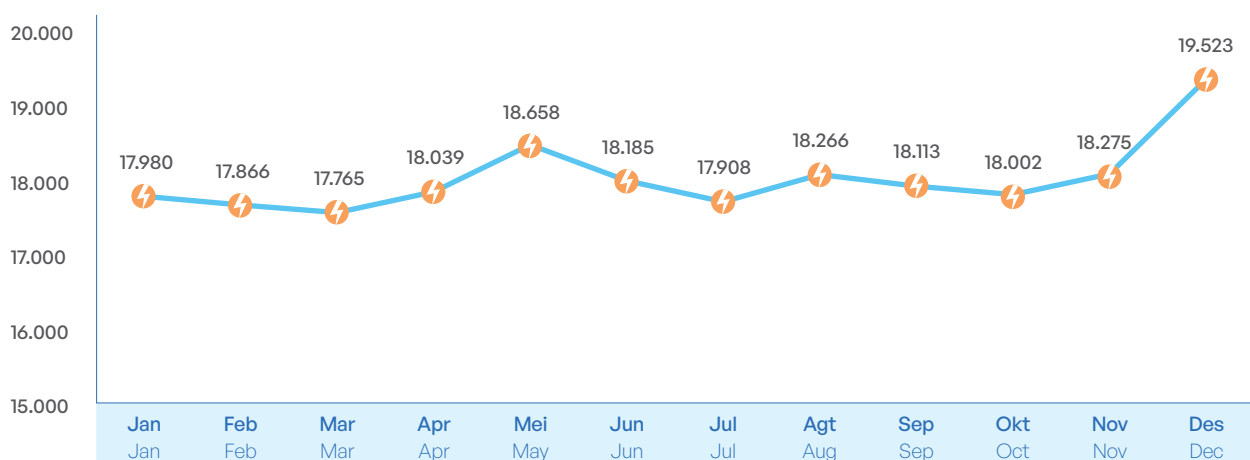
Percentage of the Company's Share Ownership Based on Status for the past 5 (Five) Years 2019-2023

(per 31 Desember di setiap tahunnya)
(as of December 31 of each year)



Jumlah Pemegang Saham dengan Kepemilikan Kurang dari 5%

Total Number of Shareholders with Less than 5% Ownership



Keterangan / Notes:
Tidak termasuk saham treasuri / Excluding treasury shares